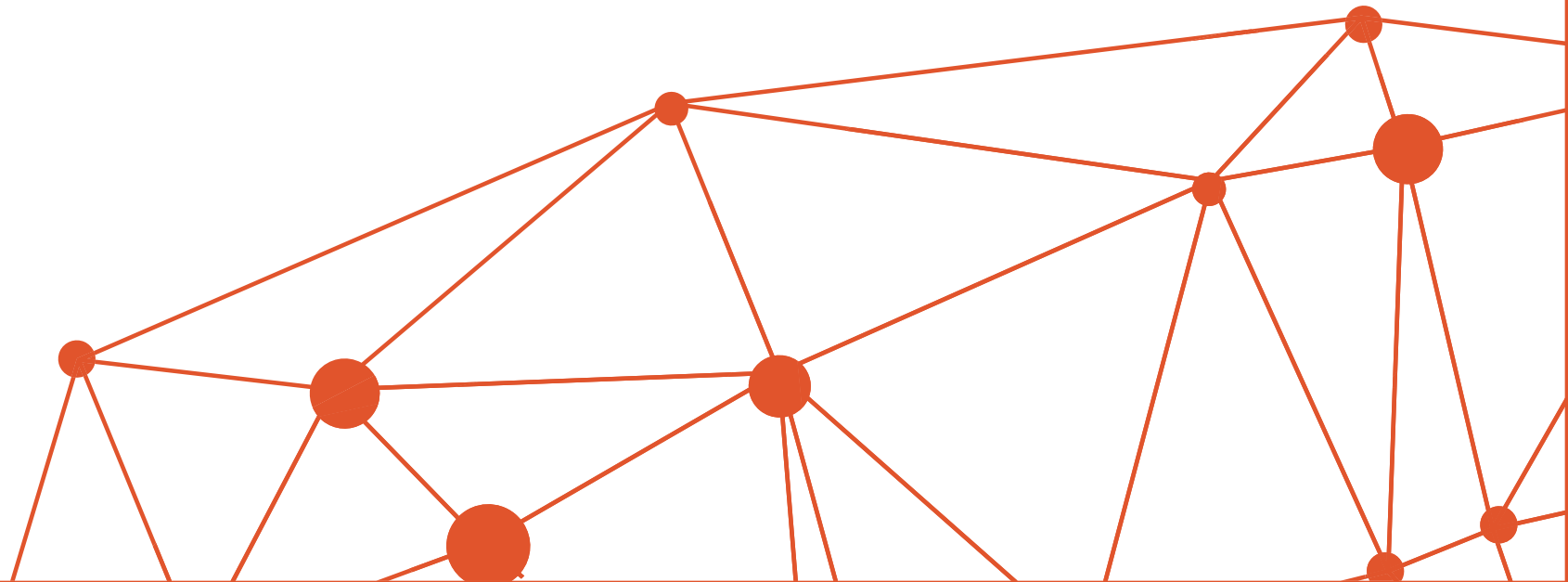


wconnecta

MADRID 2018

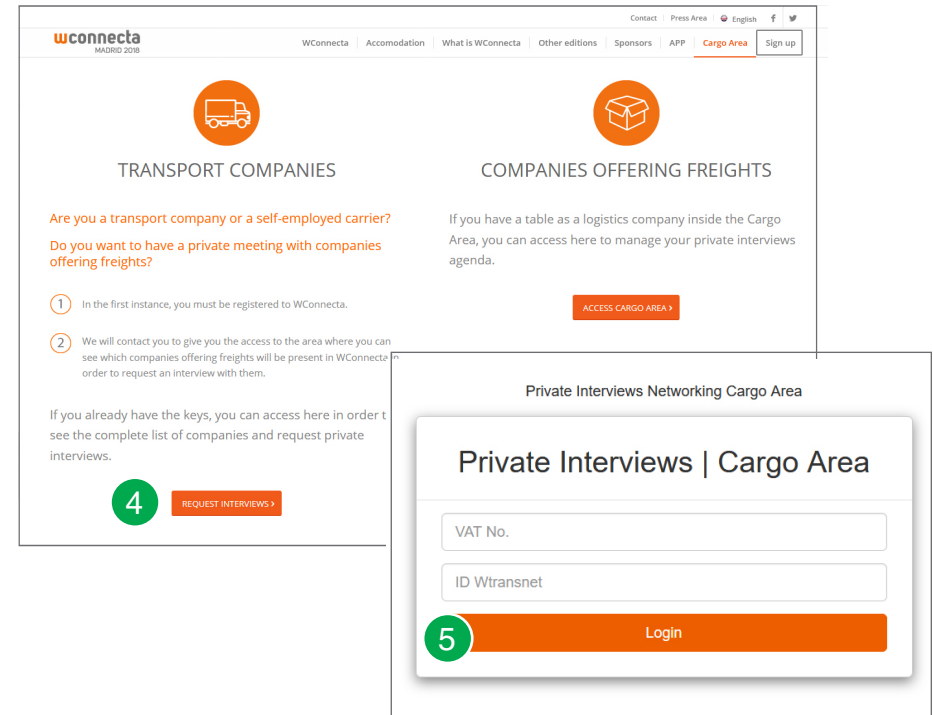
Would you like to meet with companies
offering freights at WConnecta Madrid 2018?





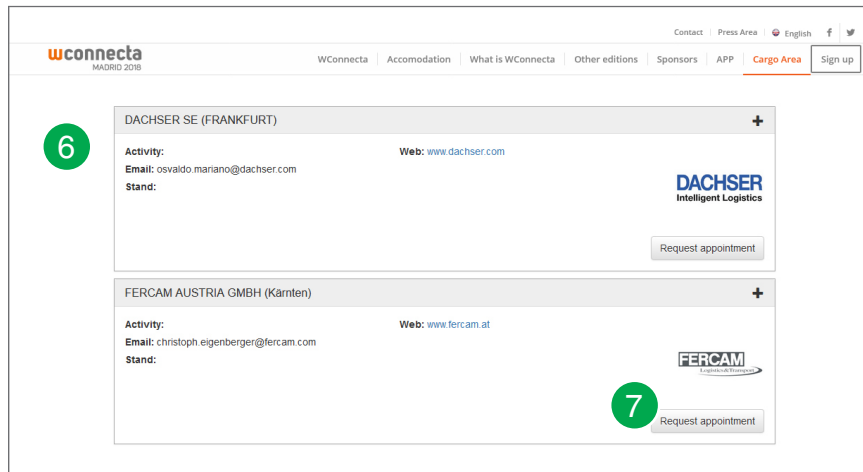
- 1 First access to **wconnecta.com**. To request interviews, you must be registered to the event.
- 2 If you are not registered yet, click on **“Sign up”** and fill in the form.
- 3 Once registered, you can access to the **Cargo Area** from the home page by clicking on the button **REQUEST INTERVIEWS**.

Also using the top menu option **“Cargo Area”**.

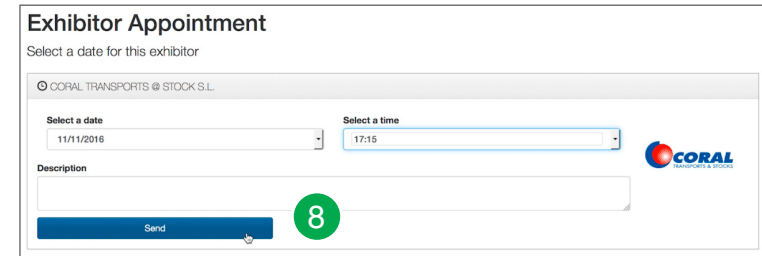


- 4 In this page you will find all you need to know. To request an interview, click here.
- 5 Then you will have to introduce the password provided after the registration.

Enter the password and press **“Send”**.



- 6 You will see the list of transport and logistics companies offering freights that will have a space to hold interviews at WConnecta.
- 7 From the list, you choose the companies that interest most to you and request an appointment.



- 8 You choose the date that appears by default and the schedule that fits you. You fill in the form with the details of your company and press “**Request**”. The company will contact you to confirm the meeting. You can ask as many interviews as you want but they do not overlap each other.

Don't wait until the last minute and schedule your interviews in advance so that you don't miss any opportunity.